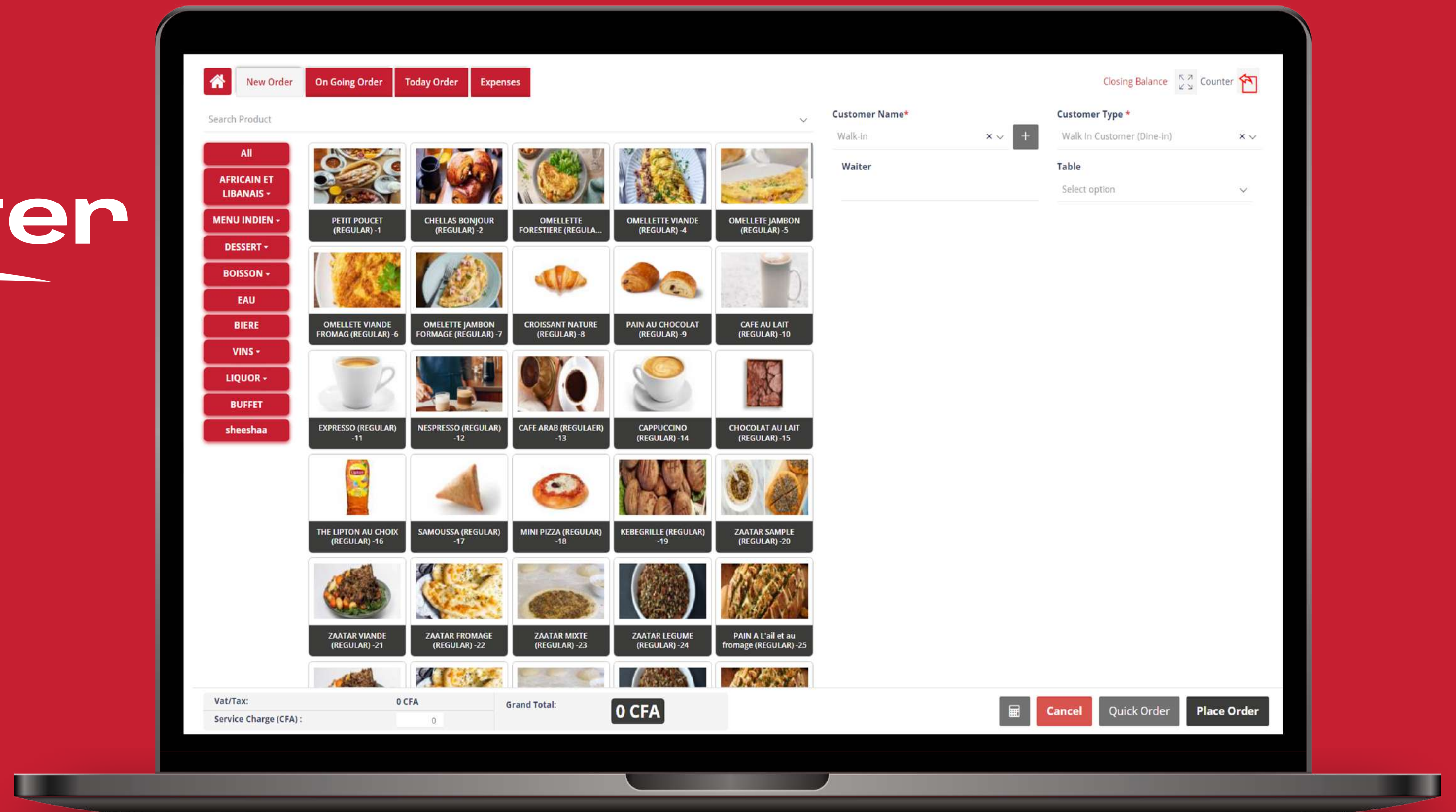


Make your Restaurant Smarter

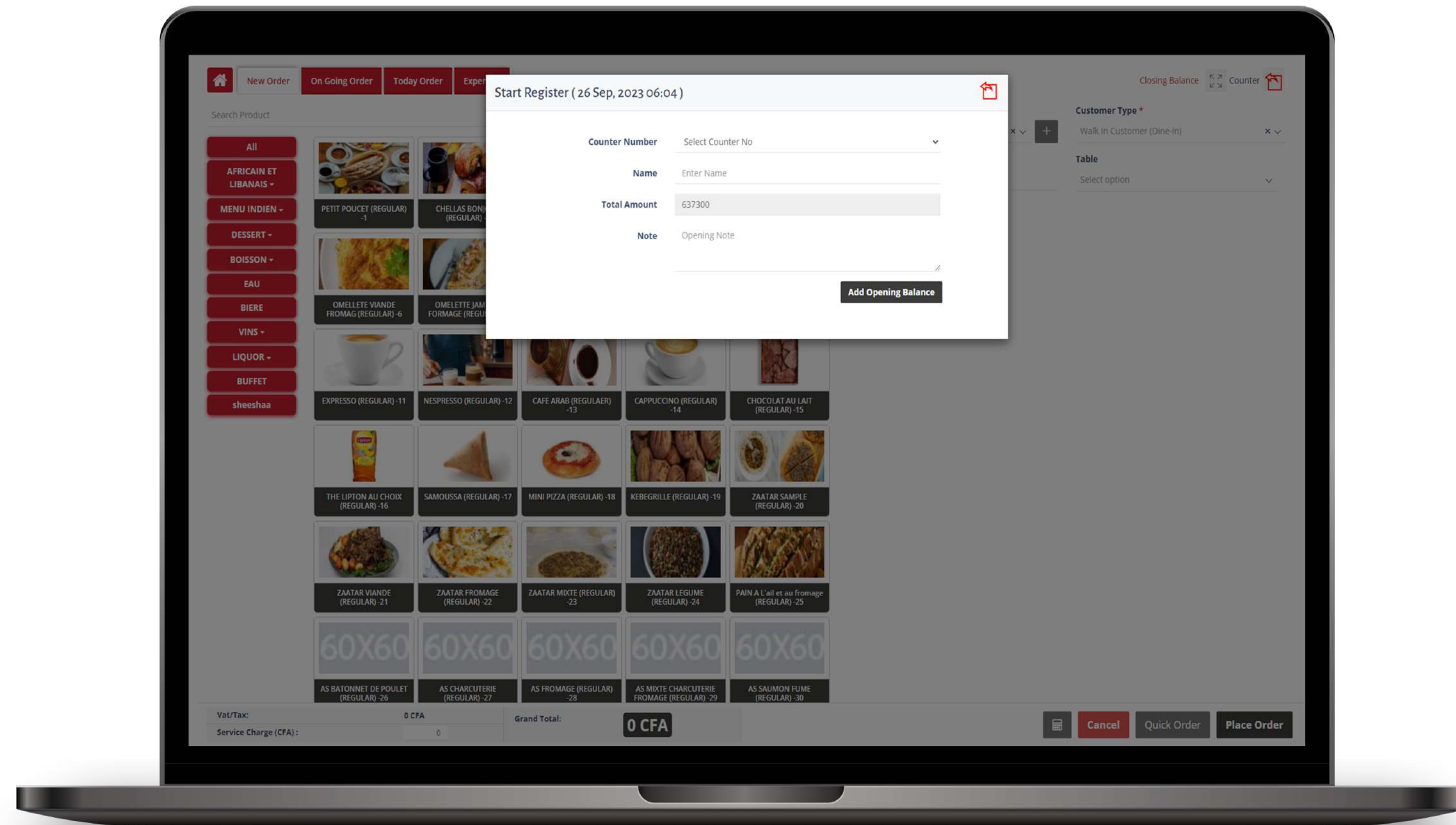
- 🔌 POS Panel
- 🔌 Kitchen Panel
- 🔌 Admin Panel



**Designed for Everyone,
from Waiters to Owners**

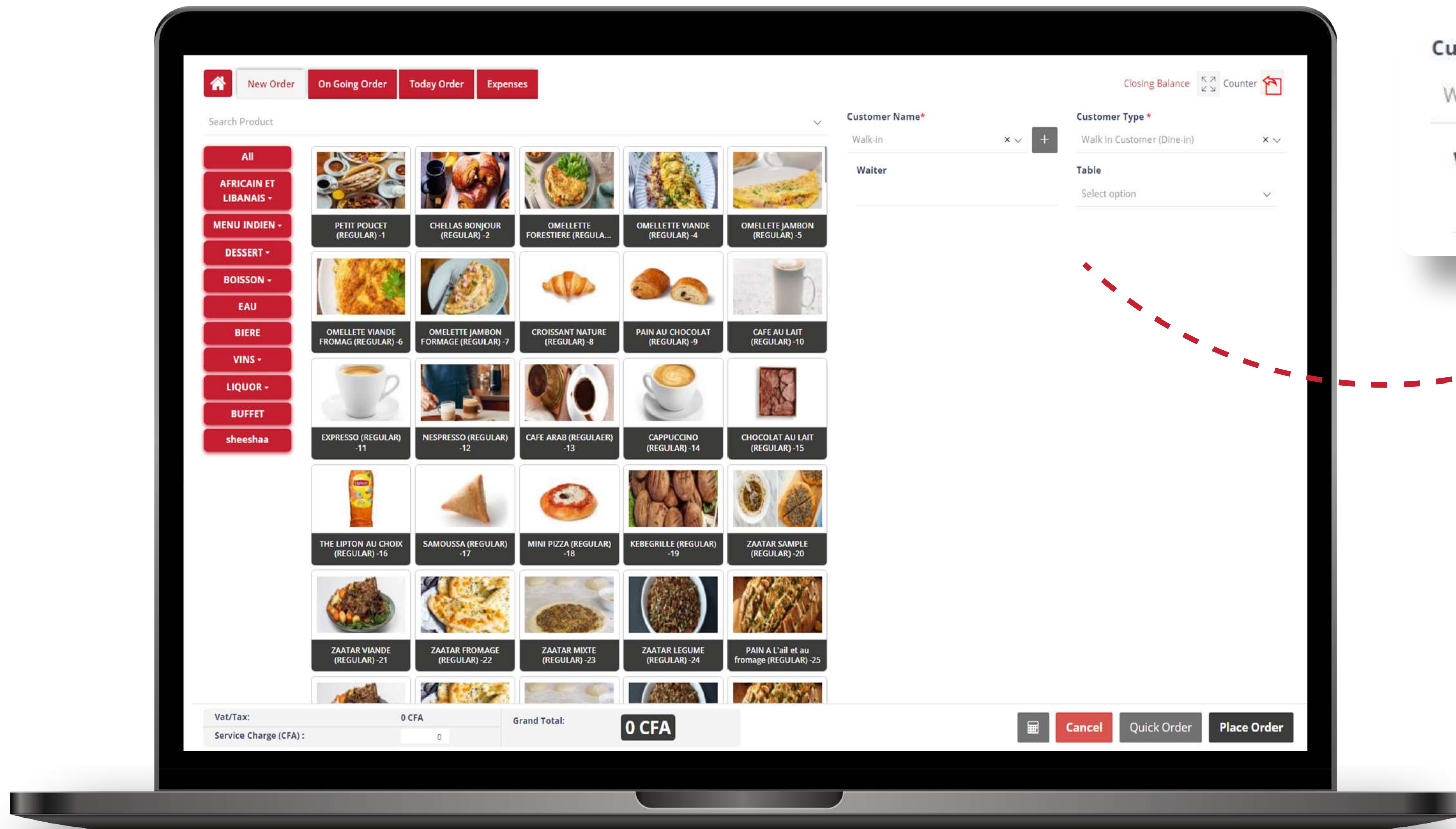
OUR RESTAURANT SOFTWARE IS A ONE-TIME INVESTMENT.

Day Start's With Opening Balance



Begin each new day or shift by entering the opening balance and POS operator's name to ensure a fresh start.

User-Friendly **Interface**



Customer Name*
Walk-in 1

Customer Type*
Walk In Customer (Dine-in) 2

Waiter
3

Table
Select option 4

Step 1: Enter Customer Name (Default)

Step 2: Enter Customer Type (Default)

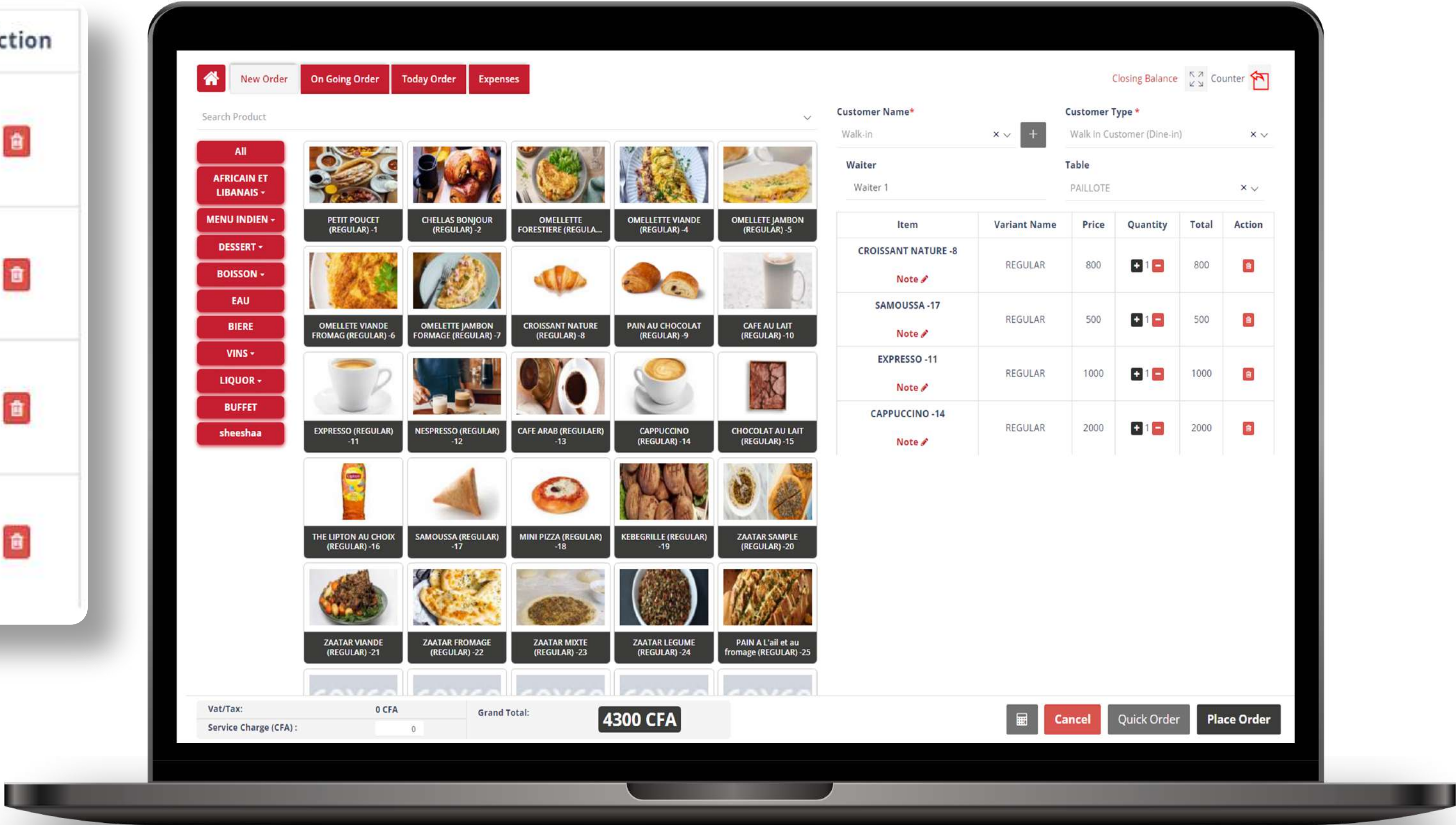
Step 3: Enter Waiter Name

Step 4: Enter Table Number

Our software is designed to be simple and easy to use, making your daily tasks straightforward and hassle-free.

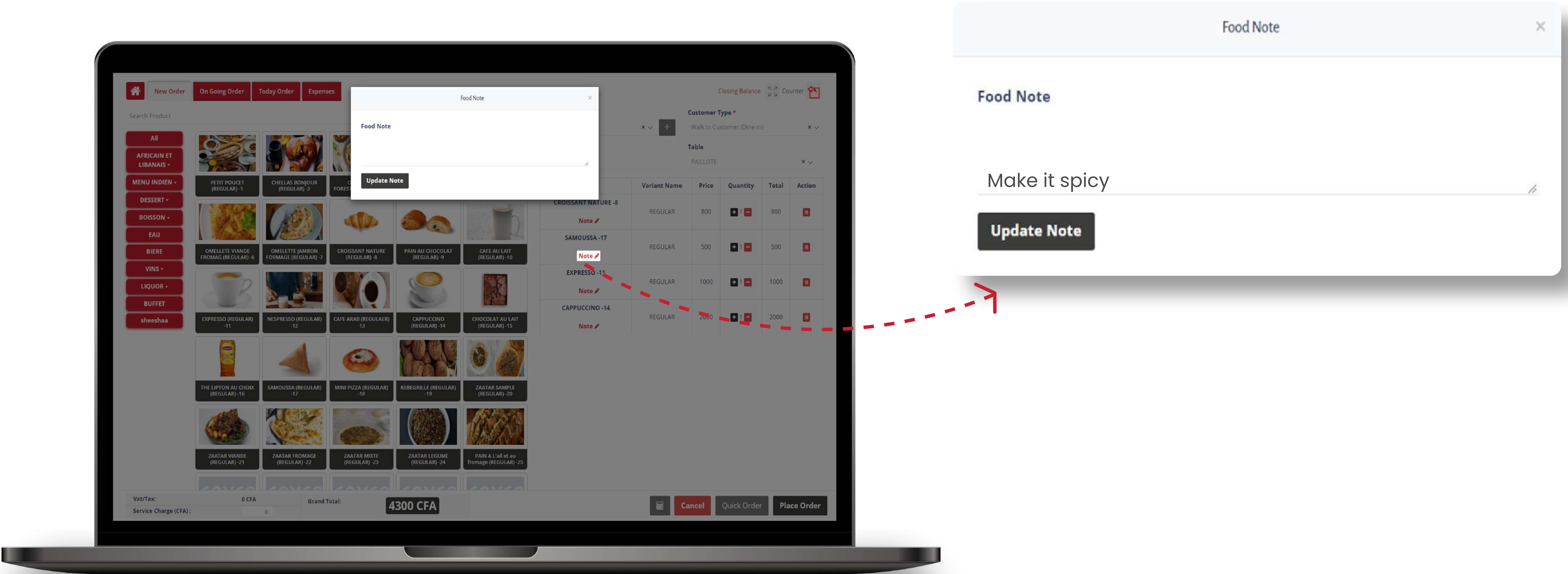
Turning Customer Choices into **Orders**

Item	Variant Name	Price	Quantity	Total	Action
CROISSANT NATURE -8	REGULAR	800	+ 1 -	800	
Note 					
SAMOUSSA -17	REGULAR	500	+ 1 -	500	
Note 					
EXPRESSO -11	REGULAR	1000	+ 1 -	1000	
Note 					
CAPPUCCINO -14	REGULAR	2000	+ 1 -	2000	
Note 					



Waiters/POS operators can simply click to add customer orders, making it quick and efficient. They can easily find dishes by name or food code, ensuring accuracy.

Effortless **Note-Taking**



Whether it's extra spice or any special preferences, it can be easily added to custom **notes**

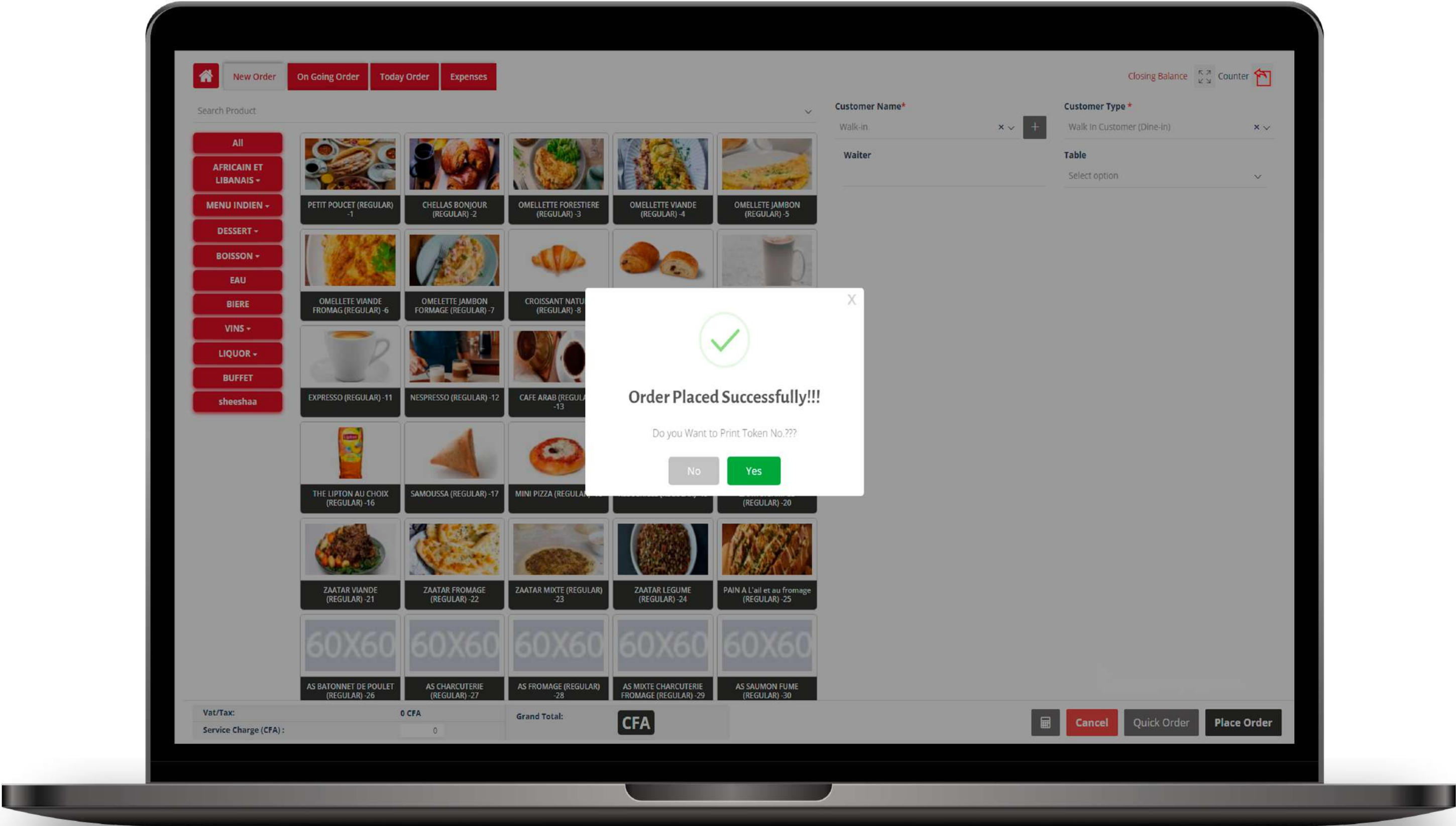
Simplifying Kitchen Communication

4

Token NO:05
Walk-in
Waiter Name: Waiter 1
Table No.: 12

Q	Item	Size
1	CROISSANT NATURE	REGULAR
1	SAMOUSSA	REGULAR
1	EXPRESSO	REGULAR
1	CAPPUCCINO	REGULAR

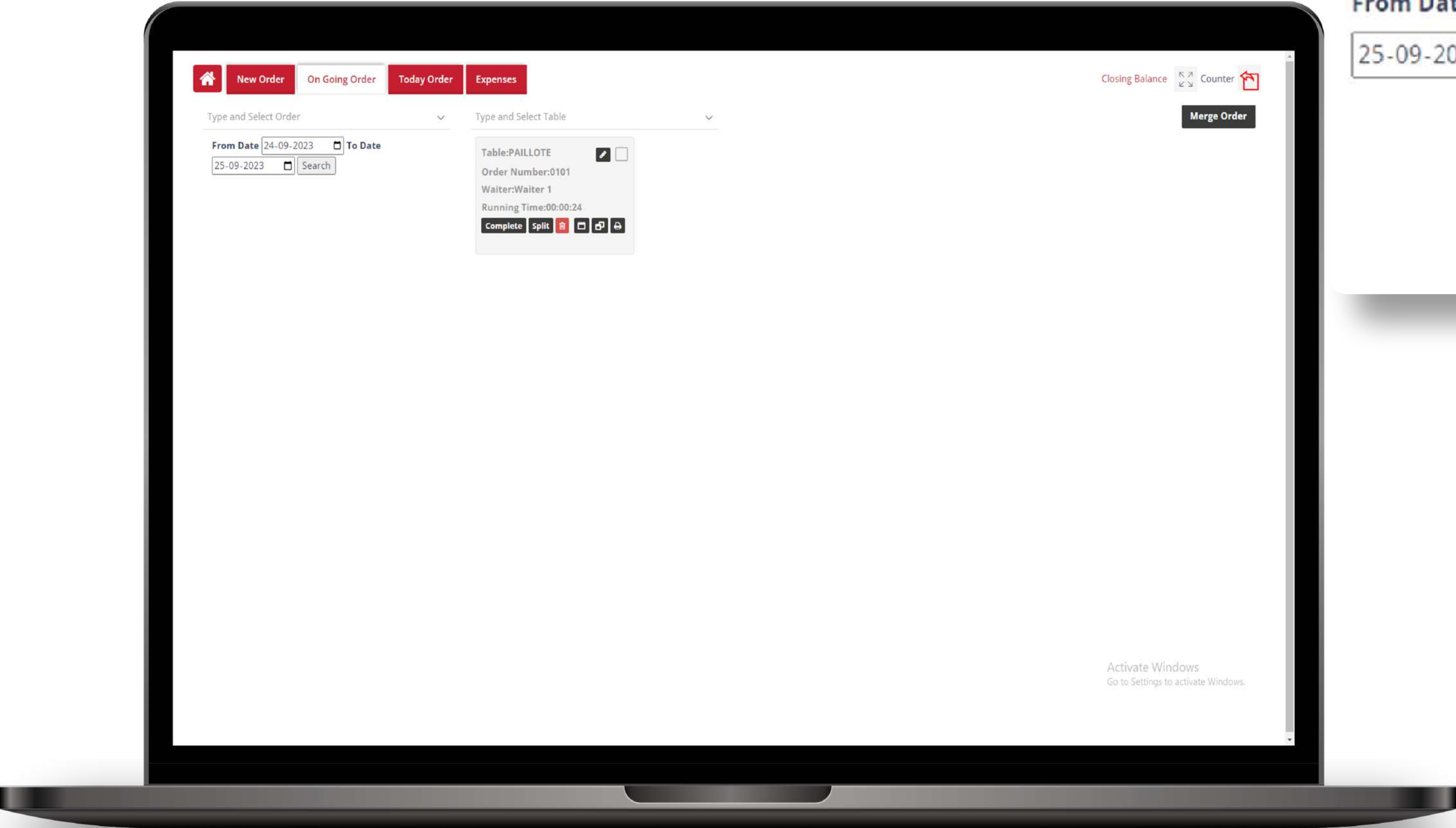
Table: PAILLOTE | Order No.:101



KOT printed for the chef or kitchen manager after order is placed

Ongoing Kitchen Orders

UPDATE ORDER



From Date 24-09-2023 To Date
25-09-2023 Search

Table:PAILLOTE
Order Number:0101
Waiter:Waiter 1
Running Time:00:00:24

Complete Split [trash icon] [printer icon] [document icon]

BILL GENERATION

BILL SPLITTING

CANCEL ORDER

POS INVOICE

DUE INVOICE

PRINT KOT

See all current kitchen orders in real-time. Make quick changes to existing orders

Effortless **Payment Processing**



From Date To Date

Table:PAILLOTE

Order Number:0101

Waiter:Waiter 1

Running Time:00:00:24

BILL GENERATION

Select Your Payment Method

Discount Type: Percent(%) x v Discount(%): 20

Payment Method: Cash Payment x ^

Card Payment

UPI Payment

Google Pay

Paytm

Phonepe

Cash Payment

Customer Payment: 3840.00

Total Amount	3840.00
Total Due	3840.00
Payable Amount	0
Change Amount	

1	2	3
4	5	6
7	8	9
0	00	C

Choose the customer's order for checkout, enter payment method, apply discounts, and view the total amount for a smooth payment process.

Easy Order Updates

UPDATE ORDER

From Date

24-09-2023

To Date

25-09-2023

Search

Table:PAILLOTE

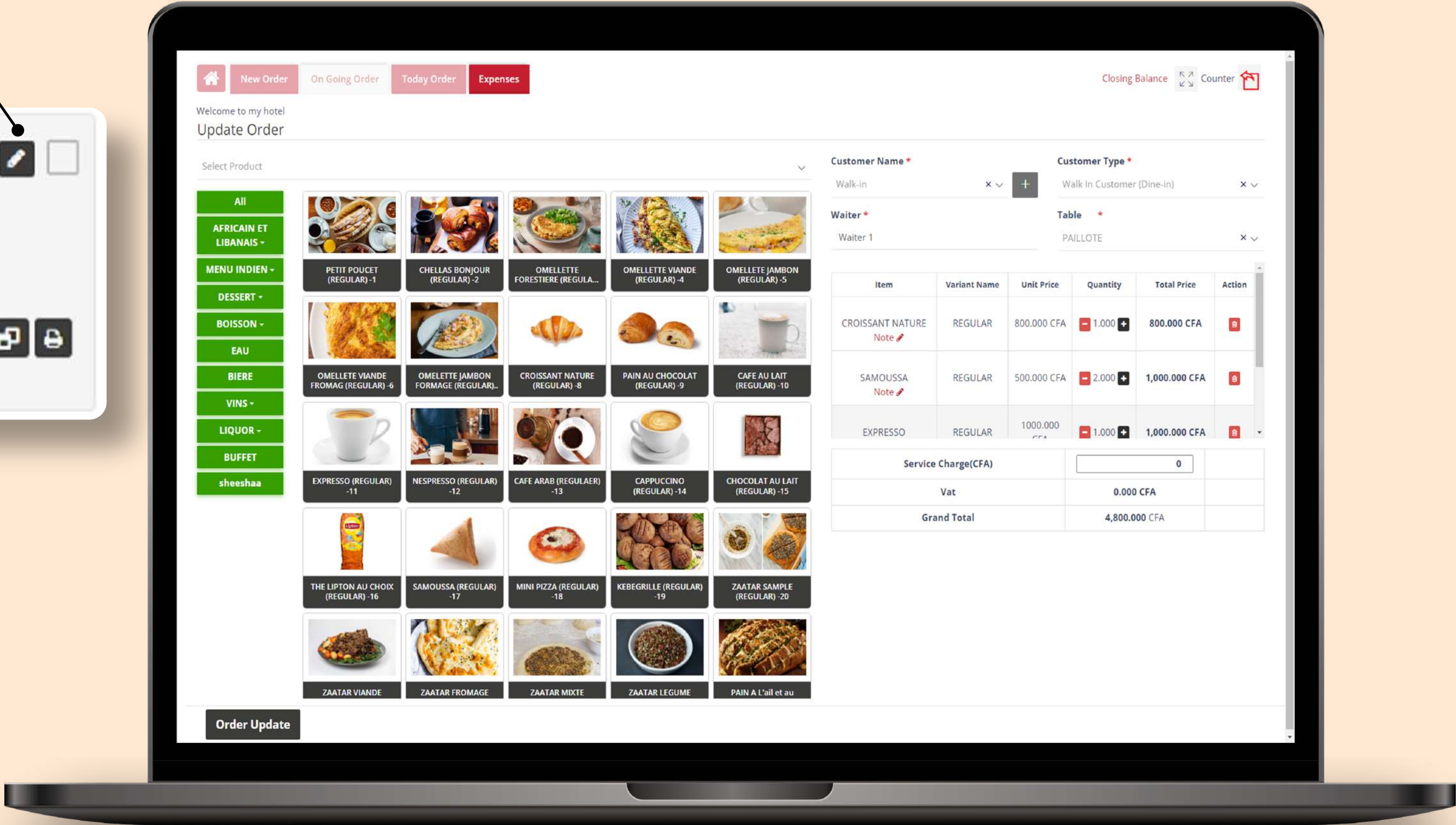
Order Number:0101

Waiter:Waiter 1

Running Time:00:00:24

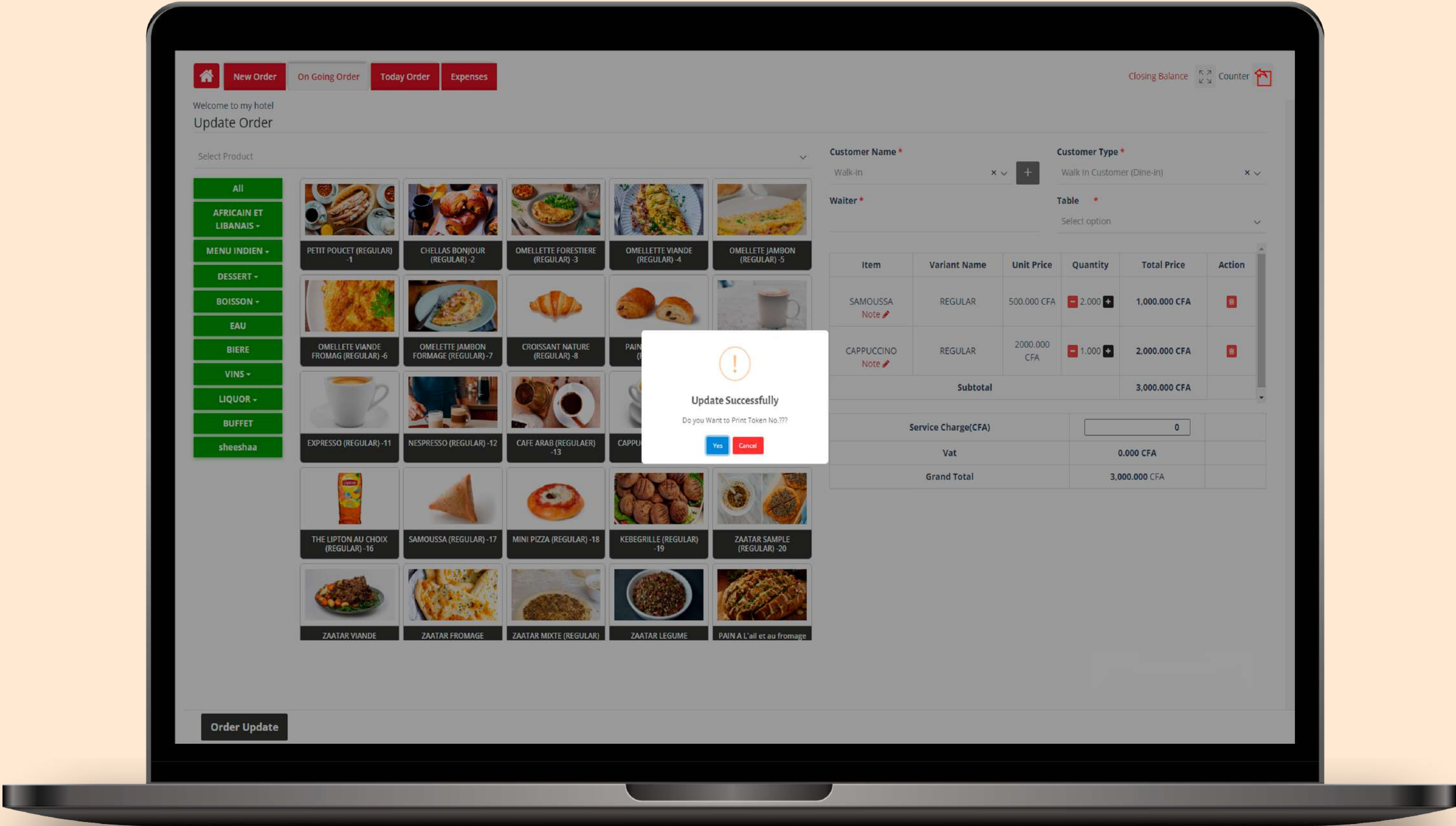
Complete

Split



If a customer wants to add or remove items from their order, our software makes it simple and convenient.

Keeping the Kitchen Informed



Token NO:05		
Walk-in		
Waiter Name: Waiter 1		
Table No.: 12		
Q	Item	Size
1.000	SAMOUSSA	REGULAR
Table: PAILLOTE Order No.:101		

Once an order is updated, a new **KOT** is printed to reflect the changes, ensuring the kitchen stays informed.

Bill **splitting**

From Date

24-09-2023

To Date

25-09-2023

Search

Table:PAILLOTE

Order Number:0101

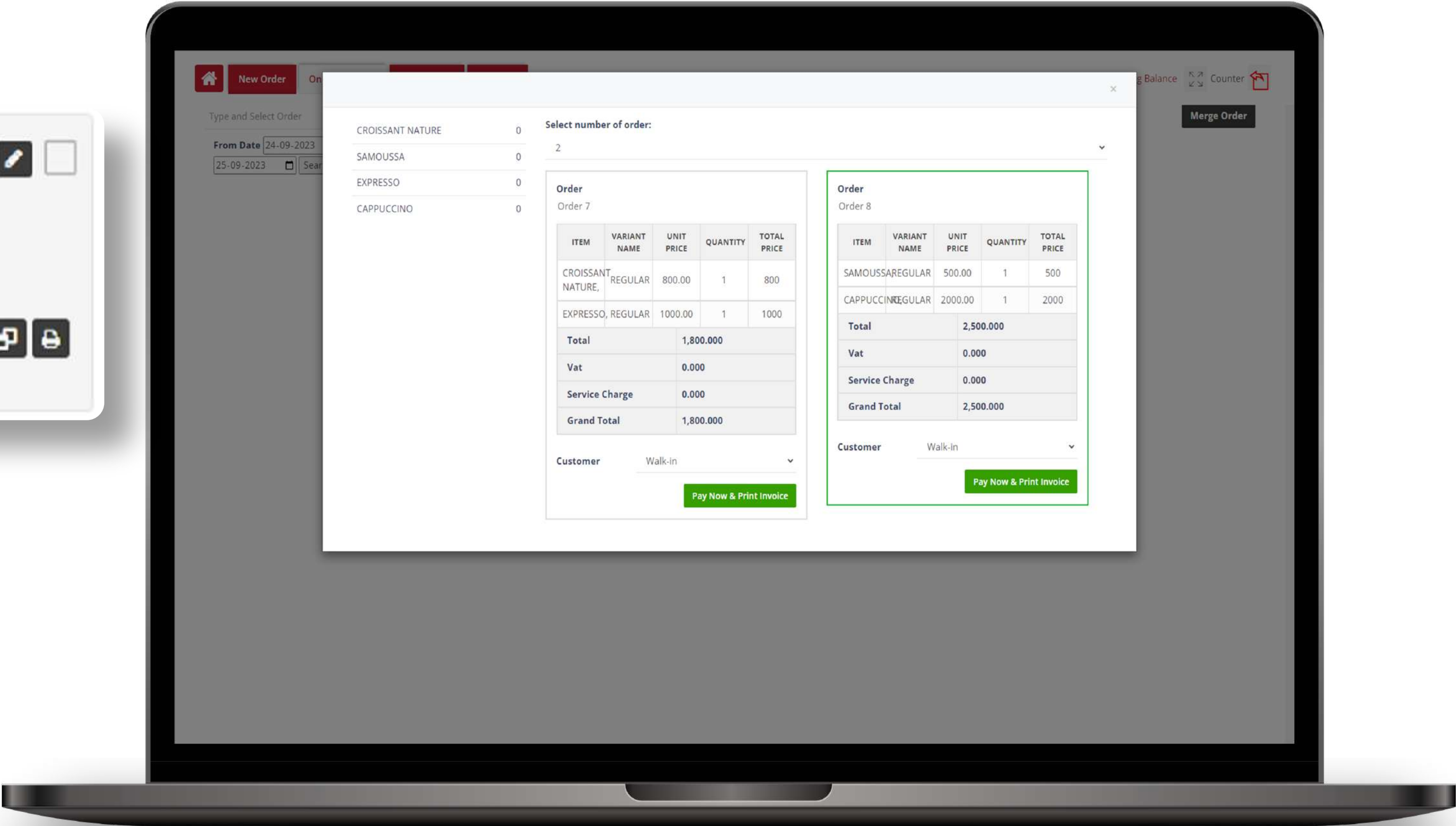
Waiter:Waiter 1

Running Time:00:00:24

Complete

Split

SPLIT BILLS



Our software allows you to split the bill based on individual items, providing flexibility for group orders.

Daily Order Overview

New Order

On Going Order

Today Order

Expenses

Closing Balance

Counter

From Date

24-09-2023

To Date

25-09-2023

Search

Copy

CSV

Excel

Pdf

Print

Column Visibility

Search

SL		Invoice		Customer Name		Customer Type		Waiter		Table No		Order Date		Amount		Counter Person		Discount		Action	
1		0101		Walk-in		Walk In Customer (Dine-in)				PAILLOTE		2023-09-25		4800.00		Rahul		0		<div><div></div><div></div><div></div><div></div></div>	
2		0099		Walk-in		Walk In Customer (Dine-in)				PAILLOTE		2023-09-25		6000.00		Rahul		0		<div><div></div><div></div><div></div><div></div></div>	
3		0098		Walk-in		Walk In Customer (Dine-in)						2023-09-25		20000.00		darpan		0		<div><div></div><div></div><div></div><div></div></div>	
Total:														30800.00 (30800.00 total)							

Showing 1 to 3 of 3 entries

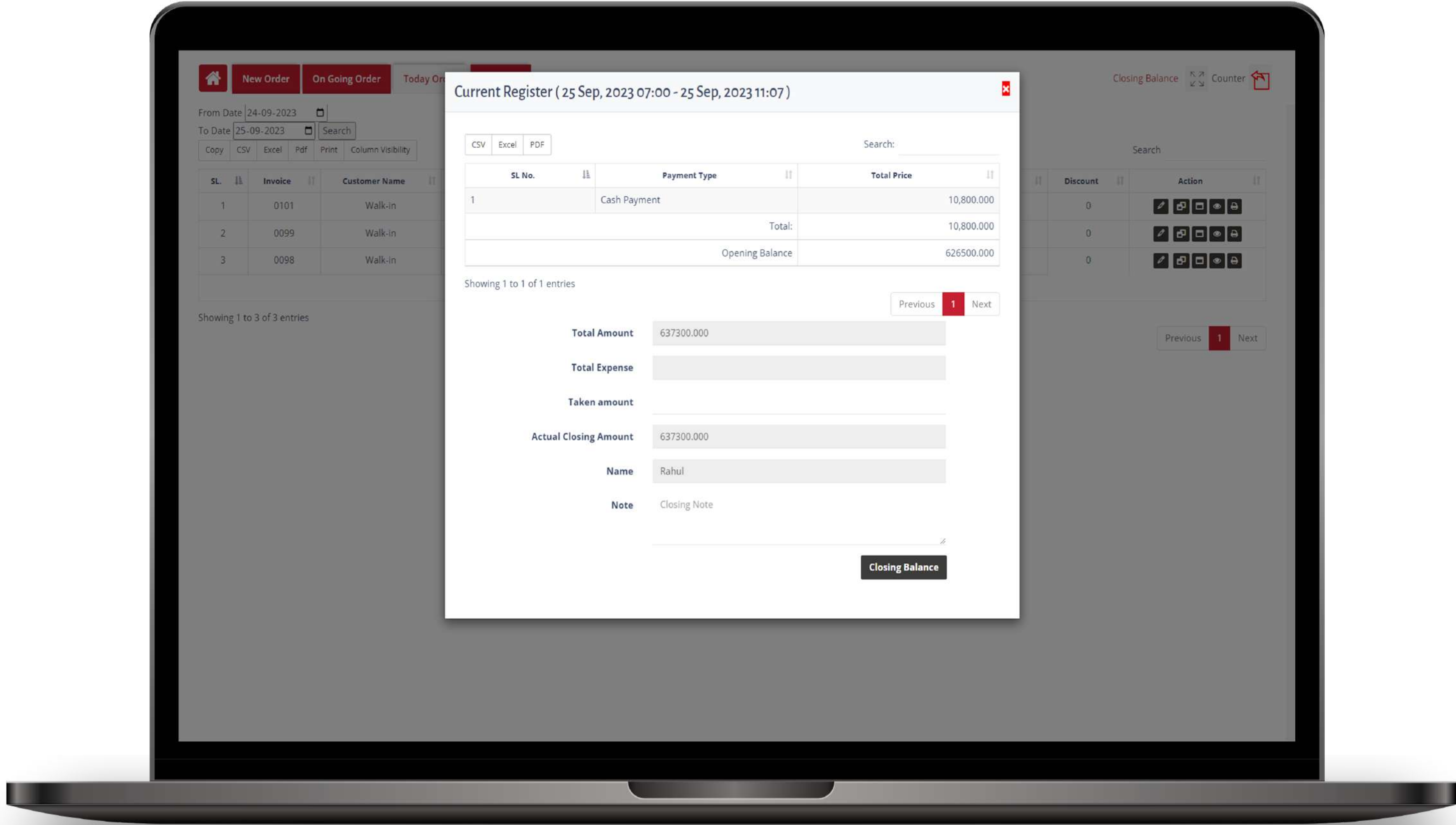
Previous

1

Next

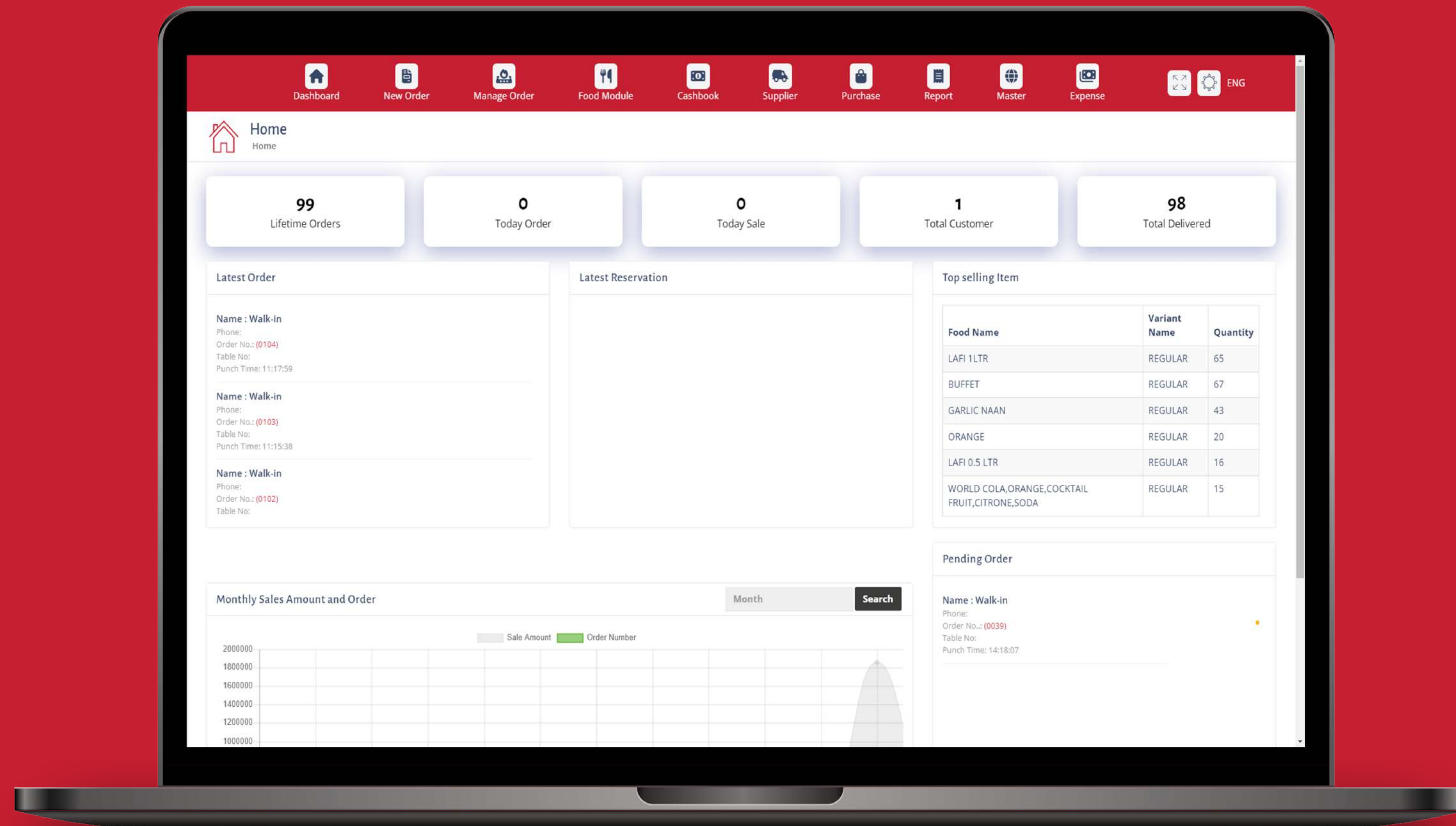
Easily access a list of all orders placed in a day, including table numbers, order dates, amounts, applicable discounts, and an option to generate invoices.

Day ends with **Closing Balance**

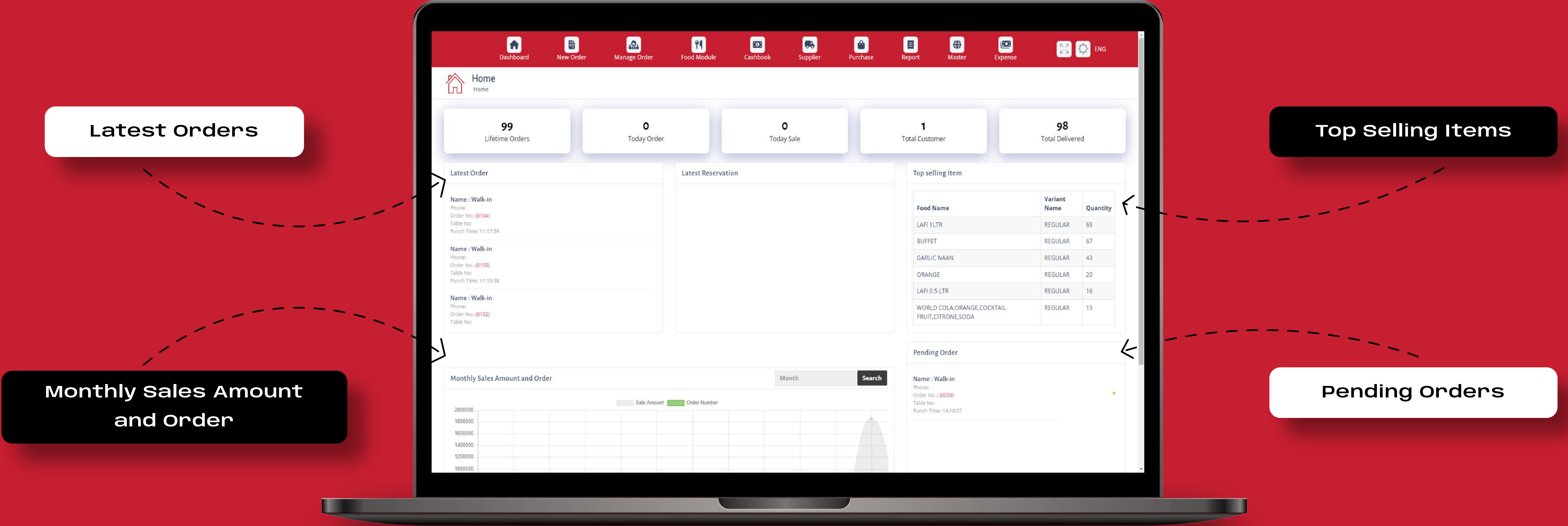


This feature helps calculate the closing balance for the day, ensuring financial accuracy. You can save this data in CSV, Excel, and PDF, providing flexibility in how you manage your records.

Admin Control



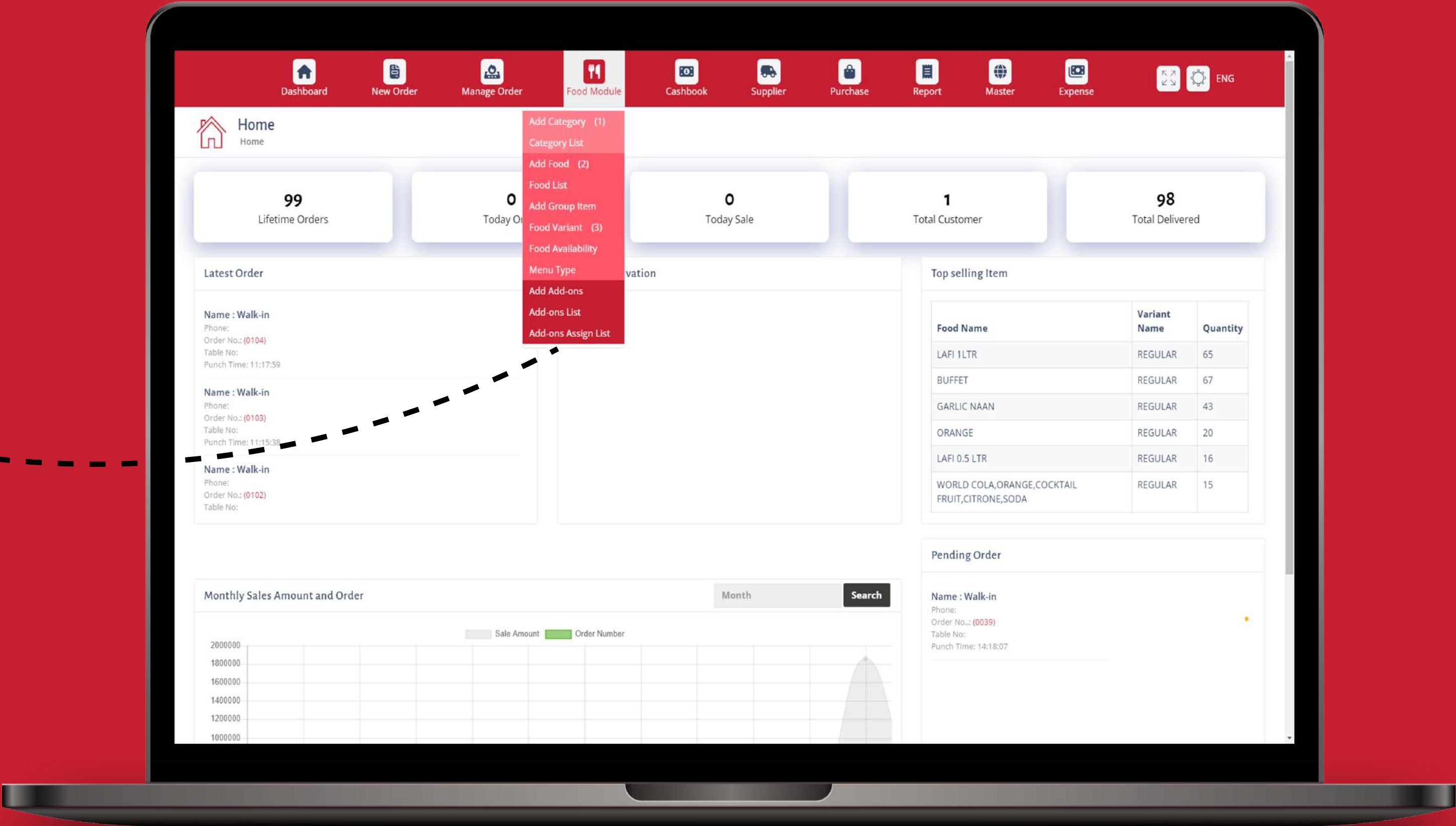
Simplified Dashboard



Experience a dynamic operational hub that provides an at-a-glance overview of key information and activities.

Effortless Food Management

- Add Category (1)
- Category List
- Add Food (2)
- Food List
- Add Group Item
- Food Variant (3)
- Food Availability
- Menu Type
- Add Add-ons
- Add-ons List
- Add-ons Assign List



Add, edit, or delete food categories and items with ease.



Exploring Food Module



Add Category

Category Name *

Parent Category

Image No file chosen

Offer ☐

Status

Reset Save

Add Category
(Step 1)

Add Food

Category

Select Kitchen

Food Name *

Components

Food Code *

Description

Image No file chosen

Vat

Offer ☐

Special ☐

Custom Quantity ☐

Cooking Time

Menu Type ☐ Party ☐ Coffee ☐ Dinner ☐ Launch ☐ Breakfast

Status

Reset Save

Bulk Upload

Add Food
(Step 2)

Display 25 records per page

Copy CSV Excel Pdf Print

Search

	Image	Category Name	Parent Menu	Status	Action
1	60X60	sheeshaa		Active	<input checked="" type="checkbox"/> <input type="checkbox"/>
2	60X60	dessert_	DESSERT	Active	<input checked="" type="checkbox"/> <input type="checkbox"/>
3	60X60	BUFFET		Active	<input checked="" type="checkbox"/> <input type="checkbox"/>
4	60X60	COCKTAILS/MOCKTAILS	LIQUOR	Active	<input checked="" type="checkbox"/> <input type="checkbox"/>

Category List
(View Added Category)

Display 25 records per page

Copy CSV Excel Pdf Print

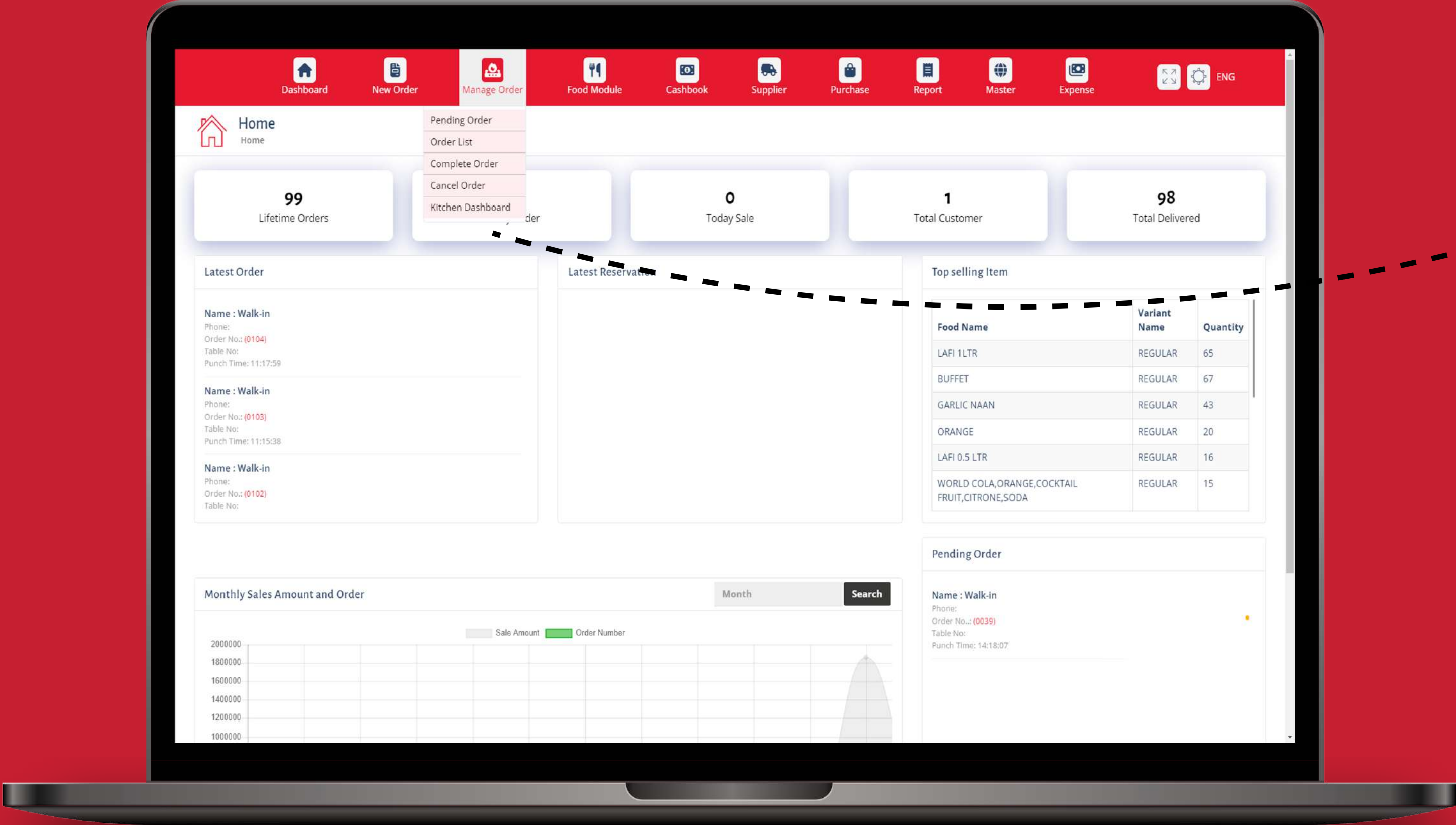
Search

	Image	Category Name	Food Name	Components	Vat	Status	Action
1	60X60	sheeshaa	sheeshaa		0.000 %	Active	<input checked="" type="checkbox"/> <input type="checkbox"/>
2	60X60	BUFFET	BUFFET		0.000 %	Active	<input checked="" type="checkbox"/> <input type="checkbox"/>
3	60X60	RESISTANCE POULET	STECK POIVRE VERT - OU RIZ	CREME,FRAICHE,FRITE OU RIZ	0.000 %	Active	<input checked="" type="checkbox"/> <input type="checkbox"/>
4	60X60	RESISTANCE POULET	STECK A LA CREME - FRITE OU RIZ	CHAMPIGNON,FRITE OU RIZ	0.000 %	Active	<input checked="" type="checkbox"/> <input type="checkbox"/>

Food List
(View added Food Items)

Glimpses of different pages within the Food Module, offering an overview of its capabilities

Managing Orders



- Pending Order
- Order List
- Complete Order
- Cancel Order
- Kitchen Dashboard

Easily manage orders with categories like Pending, Order List, Complete, and Cancelled.



Exploring Manage Orders

Pending Order

Display 25 records per page

Copy

CSV

Excel

Pdf

Print

Search

SL	Order ID	Customer Name	Customer Type	Waiter	Table	Order Date	Amount	Action
1	39	Walk-in	Walk In Customer (Dine-in)			07-Sep-2023	4000.00 CFA	<div><div></div><div></div></div>

Previous

1

Next

Pending Orders (view all Pending orders)

Order List (view all orders)

Order List

From From To To

Search

Reset

Copy

CSV

Excel

Pdf

Print

Column Visibility

Search

SL	Invoice No	Customer Name	Waiter	Table	State	Order Date	Amount	Action
----	------------	---------------	--------	-------	-------	------------	--------	--------

Complete Order

Display 25 records per page

Copy

CSV

Excel

Pdf

Print

Search

SL	Order ID	Customer Name	Customer Type	Waiter	Table	Order Date	Amount	Action
1	1	Walk-in	Walk In Customer (Dine-in)			04-Sep-2023	5000.00 CFA	<div><div></div><div></div></div>
2	2	Walk-in	Walk In Customer (Dine-in)		PAILLOTE	04-Sep-2023	6000.00 CFA	<div><div></div><div></div></div>
3	3	Walk-in	Walk In Customer (Dine-in)			04-Sep-2023	1500.00 CFA	<div><div></div><div></div></div>
4	4	Walk-in	Walk In Customer (Dine-in)			04-Sep-2023	29700.00 CFA	<div><div></div><div></div></div>

Complete Order(view all completed orders)

cancel order(view all cancelled orders)

Cancel Order

Display 25 records per page

Copy

CSV

Excel

Pdf

Print

Search

SL	Order ID	Customer Name	Customer Type	Waiter	Table	Order Date	Amount	Action
1	105	Walk-in	Walk In Customer (Dine-in)			27-Sep-2023	8800.00 CFA	<div><div></div><div></div></div>
2	100	Walk-in	Walk In Customer (Dine-in)			25-Sep-2023	6100.00 CFA	<div><div></div><div></div></div>
3	97	Walk-in	Walk In Customer (Dine-in)			25-Sep-2023	4000.00 CFA	<div><div></div><div></div></div>

Gain insights into multiple pages within the Manage Orders module

Effortless Financial Tracking

Dashboard

New Order

Manage Order

Food Module

Cashbook

Supplier

Purchase

Report

Master

Expense

ENG

Accounts

Cash Book

Cash Book

From2023-07-29To2023-09-27Find

Excel

Search:

SL	Date	Voucher number	Op/Cl	Debit	Credit	Total
179	2023-09-26 13:18:35	Shift transfered to ABC	Closing Balance	0	0	659700(CB)
178	2023-09-26 06:48:12	Sale0102	Sale	13800	0	659700
177	2023-09-26 11:15:38	Sale0103	Sale	3000	0	645900
176	2023-09-26 11:17:59	Sale0104	Sale	5600	0	642900
175	2023-09-26 06:04:41	Shift transfered to ABC	Closing Balance	0	0	637300(CB)
174	2023-09-26 06:02:35	Shift transfered to ABC	Closing Balance	0	0	637300(CB)
173	2023-09-25 11:01:06	Sale0101	Sale	4800	0	637300
172	2023-09-25 10:53:15	Sale0099	Sale	6000	0	632500
171	2023-09-25 06:59:42	Trans0179	Added in OB	53692	0	626500
170	2023-09-25 06:59:42	Shift transfered to Rahul	Closing Balance	0	0	572808(CB)
169	2023-09-25 06:42:20	Sale0098	Sale	20000	0	572808
168	2023-09-12 05:37:58	Sale0096	Sale	6500	0	552808
167	2023-09-12 05:34:20	Sale0095	Sale	8000	0	546308
166	2023-09-11 23:42:56	Shift transfered to darpan	Closing Balance	0	0	538308(CB)
165	2023-09-11 23:41:31	DV-69 Electricity Recharge through Orange money	Expense By Counter	0	10000	538308

Maintain clear and organized financial records with our user-friendly cashbook feature.

**How can our software benefit
your restaurant business?**



- ✦ **Efficiency Boost:** Speed up daily tasks, like taking orders and managing expenses, for smoother restaurant operations.
- ✦ **Accurate Finances:** Maintain precise financial records effortlessly with features like cashbook.
- ✦ **Customer Satisfaction:** Deliver faster service and accurate orders, keeping your customers happy.
- ✦ **Customized Menus:** Easily create and update menus to adapt to changing preferences and seasons.
- ✦ **Cost Savings:** Reduce errors and enhance accuracy, ultimately saving money through streamlined processes.
- ✦ **Adaptability:** Whether you run a small cafe or a full-scale restaurant, our software scales to fit your needs.
- ✦ **User-Friendly Interface:** The intuitive design ensures that staff can quickly learn and use the software effectively.

WHY CHOOSE RUDRATECH IT SERVICES?



We Make Custom Software

- ⚡ We create software that fits your needs perfectly.

We Keep Up with New Stuff

- ⚡ We stay up-to-date with the latest tech trends to give you better solutions.

We Save You Money

- ⚡ Our software improves operations while lowering expenses

We're Trustworthy

- ⚡ You can trust us to do what we say we'll do.

We Put You First

- ⚡ Your needs are the most important thing to us.

We've Done It Before

- ⚡ Our track record speaks volumes about our ability to create effective software solutions.

We'll Be There

- ⚡ We help you from the beginning to the end, so you're never on your own.

We Grow with You

- ⚡ Our solutions can get bigger as your business does.

We Keep Your Data Safe

- ⚡ We make sure your important information stays protected.

We're Always Improving

- ⚡ You can count on us for the latest and greatest solutions.